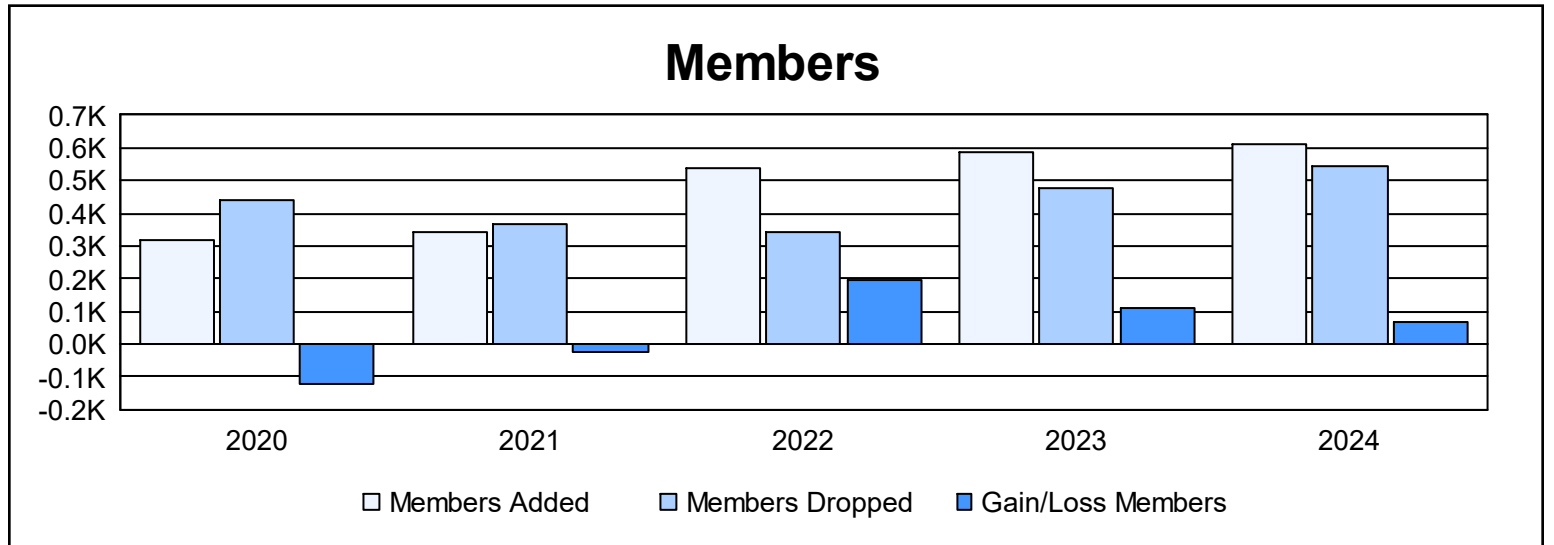
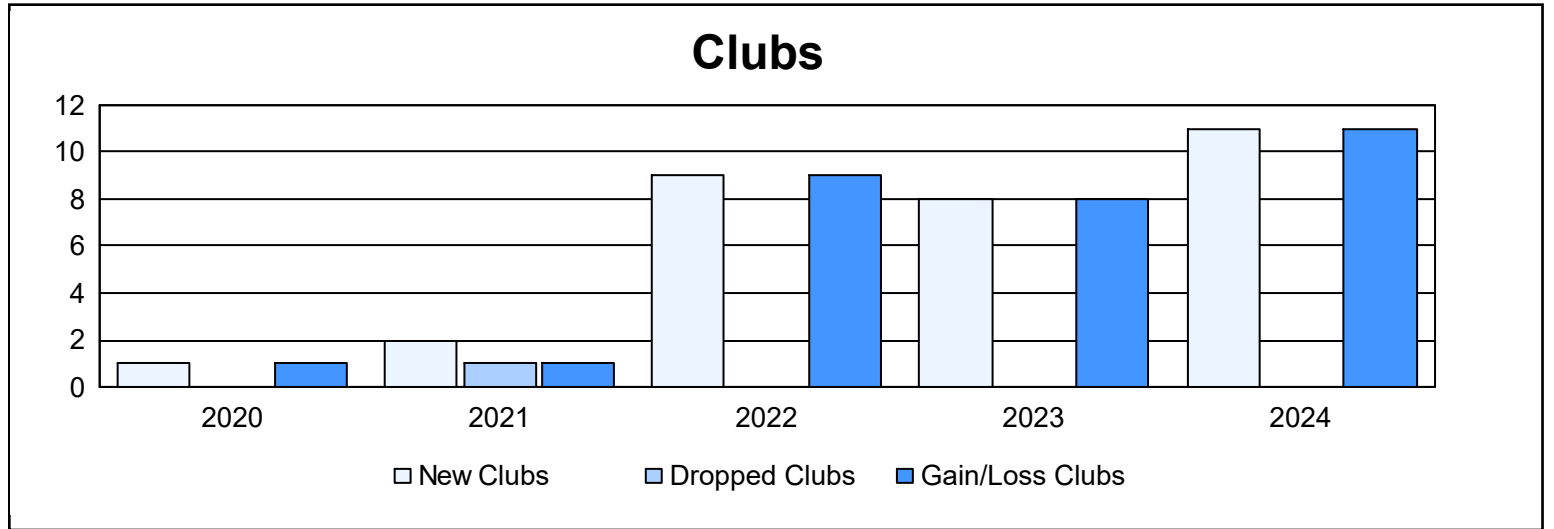
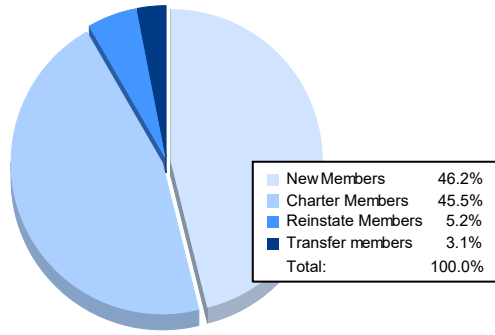


Year	New Clubs	Dropped Clubs	Gain/ Loss Clubs	New Members	Charter Members	Reinstate Members	Transfer Members	Total Member Added	Total Members Dropped	Gain/ Loss Members
2019-2020	1	0	1	250	32	25	14	321	443	-122
2020-2021	2	1	1	238	66	32	8	344	369	-25
2021-2022	9	0	9	272	241	12	13	538	342	196
2022-2023	8	0	8	353	208	11	13	585	477	108
2023-2024	11	0	11	282	278	32	19	611	545	66
<b>Average</b>	<b>6</b>	<b>0</b>	<b>6</b>	<b>279</b>	<b>165</b>	<b>22</b>	<b>13</b>	<b>480</b>	<b>435</b>	<b>45</b>



### Membership Composition June 2024 Cumulative



### Gender Composition June 2024 Cumulative

